

**CHICO AREA RECREATION AND PARK DISTRICT
BOARD PROGRAM SUMMARY 2018-2019**

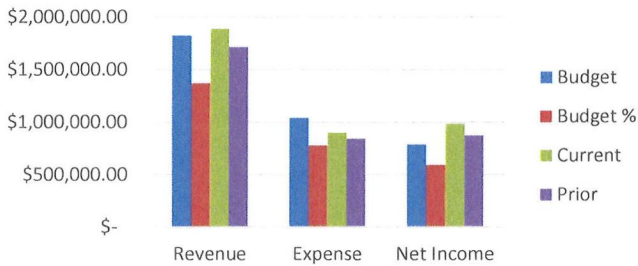
**May 2019
92% of the Year**

AFTERSCHOOL

We are at 103% of Budgeted Revenues and 87% of Budgeted Expenses. Our Net Income is \$115,442 over this time last year.

	BUDGET	CURRENT YTD	PRIOR YTD
REVENUE	\$ 1,825,800.00	\$ 1,888,405.71	\$ 1,713,873.09
EXPENSES	\$ 1,039,429.00	\$ 901,924.09	\$ 842,833.47

AFTERSCHOOL

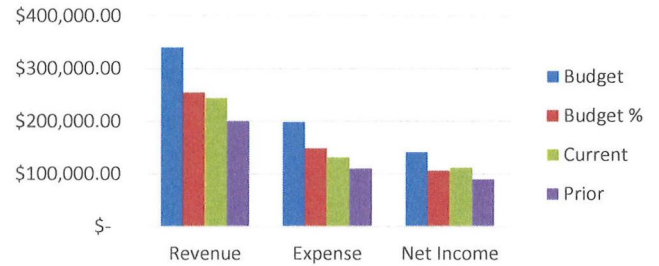


CAMPS

We are at 72% of Budgeted Revenues and 66% of Budgeted Expenses. CAMPS are seasonal. The majority run June-August. The rest are during school breaks in December/January and March. Our Net Income is currently \$22,629.79 over this time last year.

	BUDGET	CURRENT YTD	PRIOR YTD
REVENUE	\$ 340,270.00	\$ 244,416.24	\$ 200,600.34
EXPENSES	\$ 198,635.00	\$ 131,765.16	\$ 110,579.05

CAMPS

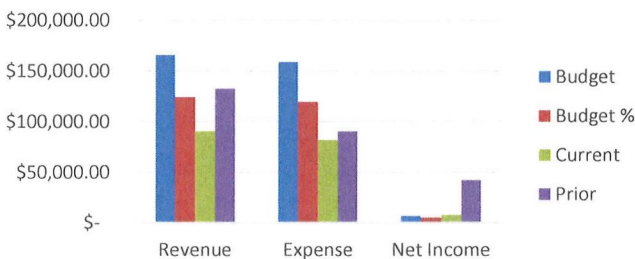


AQUATICS

We are at 55% of Budgeted Revenues and 52% of Budgeted Expenses. Our Net Income is currently \$34,154.61 less than this time last year. Amounts received in the beginning of FY2017/2018 should have been accrued to FY2016/2017 but were not, this overstated FY2017/2018 Revenue. Amounts received in FY2018/2019 were correctly accrued to FY2017/2018.

	BUDGET	CURRENT YTD	PRIOR YTD
REVENUE	\$ 166,010.00	\$ 90,479.40	\$ 132,717.61
EXPENSES	\$ 159,115.00	\$ 82,365.56	\$ 90,449.16

AQUATICS

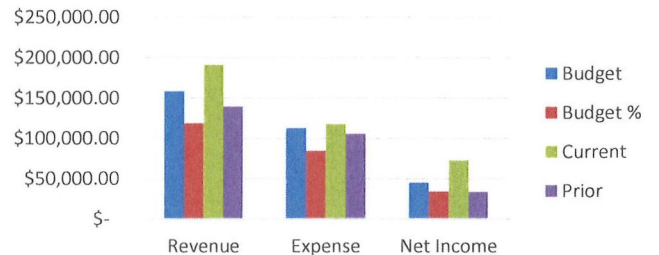


CLASSES

We are at 121% of Budgeted Revenues and 104% of Budgeted Expenses. We have various classes that run throughout the year. Our Net Income is currently \$39,359.35 more than this time last year.

	BUDGET	CURRENT YTD	PRIOR YTD
REVENUE	\$ 158,500.00	\$ 191,197.93	\$ 139,371.15
EXPENSES	\$ 112,990.00	\$ 82,365.56	\$ 105,592.71

CLASSES



**CHICO AREA RECREATION AND PARK DISTRICT
BOARD PROGRAM SUMMARY 2018-2019**

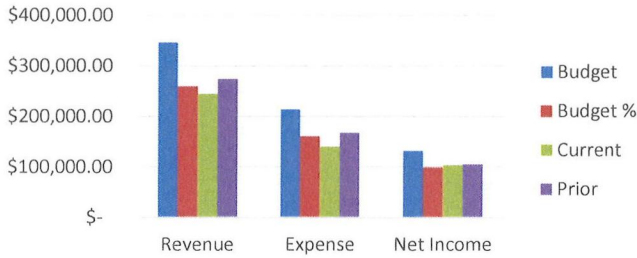
**May 2019
92% of the Year**

ADULT SPORTS

We are at 71% of Budgeted Revenues and 66% of Budgeted Expenses. Our Net Income is \$1,454.16 less than this time last year.

	BUDGET	CURRENT YTD	PRIOR YTD
REVENUE	\$ 346,200.00	\$ 244,640.89	\$ 273,656.01
EXPENSES	\$ 214,100.00	\$ 140,374.57	\$ 167,935.53

ADULT SPORTS

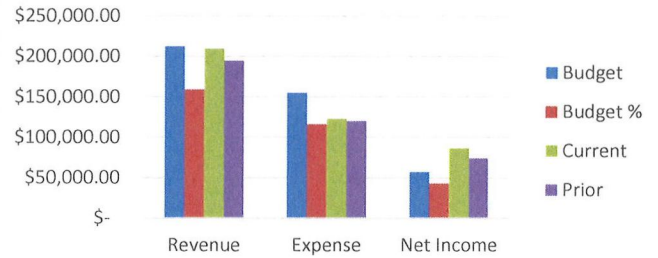


YOUTH SPORTS

We are at 99% of Budgeted Revenues and 80% of Budgeted Expenses. Our Net Income is \$12,028.60 over this time last year.

	BUDGET	CURRENT YTD	PRIOR YTD
REVENUE	\$ 212,300.00	\$ 209,686.74	\$ 194,914.09
EXPENSES	\$ 154,890.00	\$ 123,164.44	\$ 120,420.39

YOUTH SPORTS

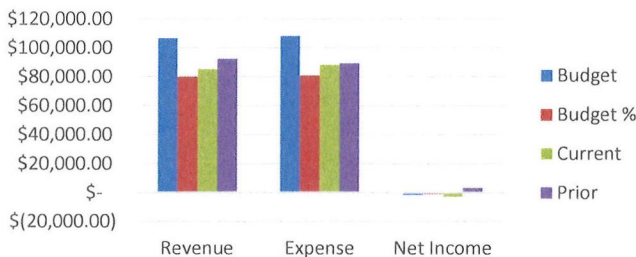


SENIORS

We are at 80% of Budgeted Revenues and 82% of Budgeted Expenses. Our Net Income is \$6,178.86 less than this time last year.

	BUDGET	CURRENT YTD	PRIOR YTD
REVENUE	\$ 106,550.00	\$ 85,455.20	\$ 92,431.94
EXPENSES	\$ 108,050.00	\$ 88,332.10	\$ 89,129.98

SENIORS

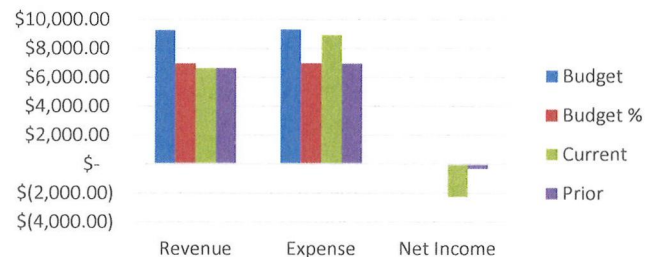


SPECIAL EVENTS

We are at 72% of Budgeted Revenues and 96% of Budgeted Expenses. Our Net Income is \$1,957.68 less than this time last year. With Special Events, we often incur expenses prior to receiving revenue (through either entrance fees or sponsorships).

	BUDGET	CURRENT YTD	PRIOR YTD
REVENUE	\$ 9,250.00	\$ 6,633.65	\$ 6,639.90
EXPENSES	\$ 9,300.00	\$ 8,916.40	\$ 6,964.97

SPECIAL EVENTS



**CHICO AREA RECREATION AND PARK DISTRICT
BOARD PROGRAM SUMMARY 2018-2019**

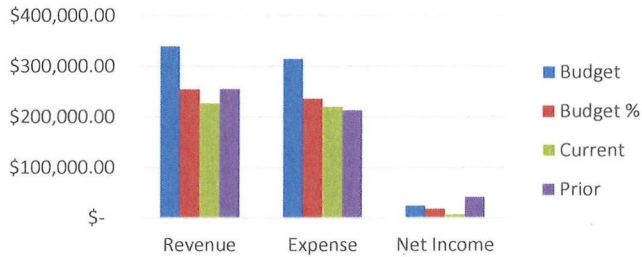
**May 2019
92% of the Year**

NATURE CENTER

We are at 67% of Budgeted Revenues and 70% of Budgeted Expenses. Our Net Income is \$34,599.35 less than this time last year. The scheduled endowment payment has not yet been received, due to current negotiations, which contributes to lower revenue. In addition, the Hunter's Moon Dinner is not taking place, which contributes to lower revenue and lower expenses.

	BUDGET	CURRENT YTD	PRIOR YTD
REVENUE	\$ 339,350.00	\$ 227,225.44	\$ 255,243.19
EXPENSES	\$ 314,800.00	\$ 219,936.61	\$ 213,355.01

NATURE CENTER

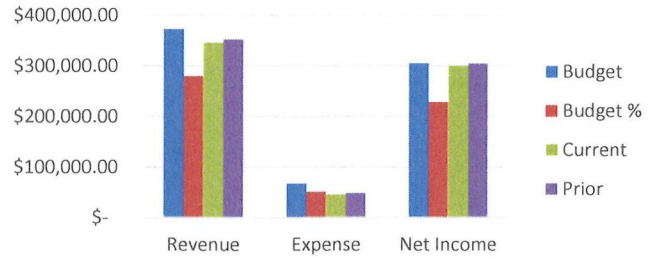


FACILITY RENTAL

We are at 93% of Budgeted Revenues and 67% of Budgeted Expenses. Our Net Income is \$3,969.22 less than this time last year.

	BUDGET	CURRENT YTD	PRIOR YTD
REVENUE	\$ 373,000.00	\$ 346,151.48	\$ 352,802.63
EXPENSES	\$ 68,000.00	\$ 45,722.99	\$ 48,404.92

FACILITY RENTAL



CHICO AREA RECREATION AND PARK DISTRICT
PROGRAM SUMMARY 2018-2019
APRIL 2019

DESCRIPTION	2018-2019 Budget	May 2019	2018-2019 YTD	2018-2019 % of Budget	Remaining Budget	2017-2018 Budget	May 2018	2017-2018 YTD	2017-2018 % of Budget	Difference by Year
AFTERSCHOOL										
INCOME	1,825,800.00	193,390.49	1,888,405.71	103%	(62,605.71)	1,591,186.00	247,238.62	1,713,873.09	108%	174,532.62
INCOME	-	-	-	0%	-	-	-	-	0%	-
PROGRAM SUPPLIES	(70,940.00)	(8,605.03)	(56,341.98)	79%	(14,598.02)	(62,106.00)	(8,424.99)	(54,194.35)	87%	(2,147.63)
CONTRACT SERVICES	(3,000.00)	(592.65)	(2,444.50)	81%	(555.50)	(3,500.00)	-	(3,500.24)	100%	1,055.74
PART-TIME WAGES	(965,489.00)	(100,215.03)	(843,137.61)	87%	(122,351.39)	(817,350.00)	(91,588.79)	(785,138.88)	96%	(57,998.73)
TOTAL AFTERSCHOOL	786,371.00	83,977.78	986,481.62	125%	(200,110.62)	708,230.00	147,224.84	871,039.62	123%	115,442.00
CAMPS										
INCOME	340,270.00	1,821.66	244,416.24	72%	95,853.76	298,240.00	1,780.60	202,430.94	68%	41,985.30
PROGRAM SUPPLIES	(18,500.00)	(5,724.02)	(12,149.22)	66%	(6,350.78)	(18,700.00)	(5,470.06)	(10,041.04)	54%	(2,108.18)
PROGRAM TRANSPORTATION	(1,500.00)	-	(735.65)	49%	(764.35)	(1,500.00)	-	(1,255.70)	84%	520.05
CONTRACT SERVICES	(46,800.00)	(825.00)	(40,273.09)	86%	(6,526.91)	(46,600.00)	(400.22)	(30,563.38)	66%	(9,709.71)
PART-TIME WAGES	(114,335.00)	(3,308.03)	(78,607.20)	69%	(35,727.80)	(91,751.00)	(2,911.29)	(69,147.46)	75%	(9,459.74)
INSTRUCTOR WAGES	(17,500.00)	-	-	0%	(17,500.00)	(18,000.00)	-	-	0%	-
TOTAL CAMPS	141,635.00	(8,035.39)	112,651.08	80%	28,983.92	121,689.00	(7,000.97)	91,423.36	75%	21,227.72
AQUATICS										
INCOME	166,010.00	3,355.14	90,479.40	55%	75,530.60	155,950.00	3,901.79	132,717.61	85%	(42,238.21)
PROGRAM SUPPLIES	(6,300.00)	(304.10)	(5,915.13)	94%	(384.87)	(5,165.00)	(593.14)	(3,333.87)	65%	(2,581.26)
CLOTHING	(800.00)	(706.03)	(706.03)	88%	(93.97)	(800.00)	(706.03)	(706.03)	88%	-
CONTRACT SERVICES	-	-	-	0%	-	-	-	-	0%	-
INSTRUCTOR WAGES	-	(2,976.00)	(5,123.85)	0%	5,123.85	-	(3,641.25)	(6,372.00)	0%	1,248.15
PART-TIME WAGES	(152,015.00)	(595.92)	(70,620.55)	46%	(81,394.45)	(135,477.00)	(2,465.09)	(80,037.26)	59%	9,416.71
TOTAL AQUATICS	6,895.00	(1,226.91)	8,113.84	118%	(1,218.84)	14,508.00	(3,503.72)	42,268.45	291%	(34,154.61)
CLASSES										
INCOME	158,500.00	18,538.51	191,197.93	121%	(32,697.93)	179,150.00	12,200.44	139,371.15	78%	51,826.78
ADVERTISING	-	-	-	0%	-	-	-	-	0%	-
PROGRAM SUPPLIES	(3,250.00)	(125.76)	(5,003.48)	154%	1,753.48	(4,000.00)	(494.68)	(3,989.62)	100%	(1,013.86)
CLOTHING	-	-	-	0%	-	-	-	-	0%	-
CONTRACT SERVICES	(15,800.00)	(4,472.60)	(29,702.36)	188%	13,902.36	(27,325.00)	(1,712.90)	(14,964.60)	55%	(14,737.76)
PART-TIME WAGES	(34,740.00)	(4,066.50)	(35,884.40)	103%	1,144.40	(11,740.00)	(403.50)	(4,746.48)	40%	(31,137.92)
INSTRUCTOR WAGES	(60,000.00)	(5,940.50)	(47,469.90)	79%	(12,530.10)	(91,000.00)	(10,440.21)	(81,892.01)	90%	34,422.11
TOTAL CLASSES	44,710.00	3,933.15	73,137.79	164%	(28,427.79)	45,085.00	(850.85)	33,778.44	75%	39,359.35
ADULT SPORTS										
INCOME	346,200.00	37,473.43	244,640.89	71%	101,559.11	350,600.00	42,295.31	273,656.01	78%	(29,015.12)
PROGRAM SUPPLIES	(25,500.00)	(50.60)	(11,678.31)	46%	(13,821.69)	(26,300.00)	(4,014.24)	(22,021.52)	84%	10,343.21
PROGRAM TRANSPORTATION	-	-	-	0%	-	-	-	-	0%	-
CLOTHING	-	-	-	0%	-	-	-	-	0%	-
CONTRACT SERVICES	(6,800.00)	-	-	0%	(6,800.00)	(6,800.00)	-	(58.00)	1%	58.00
PART-TIME WAGES	(181,800.00)	(6,692.06)	(52,399.13)	29%	(129,400.87)	(176,300.00)	(7,587.14)	(59,776.19)	34%	7,377.06
OFFICIALS WAGES	-	(12,938.66)	(76,297.13)	0%	76,297.13	-	(14,867.34)	(86,079.82)	0%	9,782.69
TOTAL ADULT SPORTS	132,100.00	17,792.11	104,266.32	79%	27,833.68	141,200.00	15,826.59	105,720.48	75%	(1,454.16)
				0%					0%	

CHICO AREA RECREATION AND PARK DISTRICT
PROGRAM SUMMARY 2018-2019
APRIL 2019

DESCRIPTION	2018-2019 Budget	May 2019	2018-2019 YTD	2018-2019 % of Budget	Remaining Budget	2017-2018 Budget	May 2018	2017-2018 YTD	2017-2018 % of Budget	Difference by Year
YOUTH SPORTS				0%					0%	
INCOME	212,300.00	20,635.83	209,686.74	99%	2,613.26	215,100.00	13,321.94	194,914.09	91%	14,772.65
PROGRAM SUPPLIES	(9,600.00)	(821.27)	(9,493.87)	99%	(106.13)	(8,600.00)	(617.86)	(7,054.74)	82%	(2,439.13)
PROGRAM TRANSPORTATION	(1,640.00)	-	-	0%	(1,640.00)	(1,600.00)	-	-	0%	-
CLOTHING	(11,400.00)	-	(12,073.43)	106%	673.43	(10,300.00)	(459.12)	(10,149.83)	99%	(1,923.60)
CONTRACT SERVICES	(1,250.00)	-	(735.00)	59%	(515.00)	(13,900.00)	-	(1,539.90)	11%	804.90
PART-TIME WAGES	(131,000.00)	(10,464.44)	(100,862.14)	77%	(30,137.86)	(120,300.00)	(10,820.33)	(101,675.92)	85%	813.78
OFFICIALS WAGES	-	-	-	0%	-	-	-	-	0%	-
TOTAL YOUTH SPORTS	57,410.00	9,350.12	86,522.30	151%	(29,112.30)	60,400.00	1,424.63	74,493.70	123%	12,028.60
SENIOR PROGRAMS				0%					0%	
INCOME	106,550.00	6,522.69	85,455.20	80%	21,094.80	108,520.00	6,010.43	92,431.94	85%	(6,976.74)
PROGRAM SUPPLIES	(4,900.00)	(203.97)	(4,246.17)	87%	(653.83)	(5,250.00)	(253.39)	(3,867.88)	74%	(378.29)
PROGRAM TRANSPORTATION	-	-	-	0%	-	-	-	-	0%	-
CONTRACT SERVICES	(34,750.00)	(2,455.00)	(23,068.33)	66%	(11,681.67)	(36,700.00)	(1,940.81)	(30,375.52)	83%	7,307.19
PART-TIME WAGES	(43,800.00)	(3,597.48)	(38,885.78)	89%	(4,914.22)	(46,380.00)	(3,607.47)	(38,140.42)	82%	(745.36)
INSTRUCTOR WAGES	(24,600.00)	(2,439.60)	(22,131.82)	90%	(2,468.18)	(20,000.00)	(1,735.80)	(16,746.16)	84%	(5,385.66)
TOTAL SENIOR PROGRAMS	(1,500.00)	(2,173.36)	(2,876.90)	192%	1,376.90	190.00	(1,527.04)	3,301.96	1738%	(6,178.86)
SPECIAL EVENTS				0%					0%	
INCOME	9,250.00	1,890.00	6,633.65	72%	2,616.35	7,250.00	1,210.00	6,639.90	92%	(6.25)
PROGRAM SUPPLIES	(6,500.00)	(1,300.57)	(5,782.68)	89%	(717.32)	(4,350.00)	(941.25)	(4,450.86)	102%	(1,331.82)
MILEAGE	-	-	-	0%	-	-	-	-	0%	-
CONTRACT SERVICES	(2,800.00)	-	(2,938.72)	105%	138.72	(2,800.00)	-	(2,514.11)	90%	(424.61)
PART-TIME WAGES	-	(195.00)	(195.00)	0%	195.00	-	-	-	0%	(195.00)
TOTAL SPECIAL EVENTS	(50.00)	394.43	(2,282.75)	4566%	2,232.75	100.00	268.75	(325.07)	-325%	(1,957.68)
NATURE CENTER				0%					0%	
INCOME	322,850.00	12,327.00	218,435.44	68%	104,414.56	248,580.00	19,647.38	239,645.01	96%	(21,209.57)
FACILITY RENTALS	2,000.00	750.00	1,890.00	95%	110.00	2,500.00	-	255.00	10%	1,635.00
FUNDRAISING (DONATIONS)	14,500.00	66.00	6,900.00	48%	7,600.00	14,000.00	144.00	15,343.18	110%	(8,443.18)
GRANT FUNDING	-	-	-	0%	-	-	-	-	0%	-
ENDOWMENT	-	-	-	0%	-	-	-	-	0%	-
FULL-TIME WAGES	(59,000.00)	(4,529.60)	(52,064.82)	88%	(6,935.18)	(55,000.00)	(4,168.01)	(47,922.43)	87%	(4,142.39)
PART-TIME WAGES	(170,900.00)	(8,187.05)	(105,225.42)	62%	(65,674.58)	(115,876.00)	(8,717.26)	(90,141.13)	78%	(15,084.29)
FICA	(18,000.00)	(972.82)	(12,032.70)	67%	(5,967.30)	(13,500.00)	(1,421.39)	(17,028.89)	126%	4,996.19
RETIREMENT	(4,000.00)	(309.92)	(3,395.94)	85%	(604.06)	(10,000.00)	(136.15)	(2,999.20)	30%	(396.74)
MEDICAL	(11,500.00)	(1,045.63)	(12,989.18)	113%	1,489.18	(12,000.00)	(780.09)	(8,044.80)	67%	(4,944.38)
WC INSURANCE	(5,000.00)	-	-	0%	(5,000.00)	(8,000.00)	-	-	0%	-
CLOTHING	(7,000.00)	-	(4,576.51)	65%	(2,423.49)	(3,700.00)	(4,352.47)	(5,957.26)	161%	1,380.75
STAFF TRAINING	(500.00)	-	(271.86)	54%	(228.14)	(600.00)	-	(528.91)	88%	257.05
ADVERTISING	(500.00)	-	(498.00)	100%	(2.00)	(500.00)	-	(500.00)	100%	2.00
COPYING	(3,100.00)	(178.48)	(3,314.15)	107%	214.15	(3,275.00)	(18.69)	(3,302.74)	101%	(11.41)
EQUIPMENT/SOFTWARE	(500.00)	-	(488.62)	98%	(11.38)	(500.00)	-	(571.31)	114%	82.69
CONTRACT SERVICES	(5,500.00)	(284.21)	(2,631.75)	48%	(2,868.25)	(1,500.00)	(2,599.93)	(5,304.39)	354%	2,672.64
PROGRAM SUPPLIES	(28,000.00)	(984.25)	(22,275.27)	80%	(5,724.73)	(19,575.00)	(4,397.49)	(30,917.57)	158%	8,642.30
MILEAGE	(300.00)	-	(172.39)	57%	(127.61)	(500.00)	-	(136.38)	27%	(36.01)

CHICO AREA RECREATION AND PARK DISTRICT
PROGRAM SUMMARY 2018-2019
APRIL 2019

DESCRIPTION	2018-2019 Budget	May 2019	2018-2019 YTD	2018-2019 % of Budget	Remaining Budget	2017-2018 Budget	May 2018	2017-2018 YTD	2017-2018 % of Budget	Difference by Year
RENT	-	-	-	0%	-	-	-	-	0%	-
PROPERTY & LIABILITY INSUR	(1,000.00)	-	-	0%	(1,000.00)	(1,200.00)	-	-	0%	-
TOTAL NATURE CENTER	24,550.00	(3,348.96)	7,288.83	30%	17,261.17	19,354.00	(6,800.10)	41,888.18	216%	(34,599.35)
FACILITY RENTAL				0%					0%	
INCOME	373,000.00	56,162.72	346,151.48	93%	26,848.52	337,591.00	43,881.66	352,802.63	105%	(6,651.15)
PROGRAM SUPPLIES	(8,000.00)	(75.99)	(4,653.62)	58%	(3,346.38)	(8,000.00)	(554.08)	(3,363.20)	42%	(1,290.42)
CONTRACT SERVICES	(16,000.00)	(630.00)	(6,055.89)	38%	(9,944.11)	(16,000.00)	-	(6,988.48)	44%	932.59
PART-TIME WAGES	(44,000.00)	(3,625.89)	(35,013.48)	80%	(8,986.52)	(42,000.00)	(4,398.75)	(38,053.24)	91%	3,039.76
TOTAL FACILITY RENTAL	305,000.00	51,830.84	300,428.49	99%	4,571.51	271,591.00	38,928.83	304,397.71	112%	(3,969.22)
RECREATION - MISC. & ADMIN				0%					0%	
INCOME	-	(421.84)	(11,737.59)	0%	11,737.59	-	(315.46)	(7,936.18)	0%	(3,801.41)
PUBLICATIONS/LEGAL NOTICE	(24,000.00)	(246.88)	(16,054.05)	67%	(7,945.95)	(21,000.00)	(1,322.98)	(19,028.05)	91%	2,974.00
CONFERENCES	(6,000.00)	(100.00)	(2,008.71)	33%	(3,991.29)	(6,000.00)	-	(7,868.32)	131%	5,859.61
MILEAGE	(1,000.00)	-	(222.19)	22%	(777.81)	(1,000.00)	-	-	0%	(222.19)
OFFICE SUPPLIES	(12,300.00)	(310.41)	(5,091.01)	41%	(7,208.99)	(12,300.00)	(363.24)	(7,213.64)	59%	2,122.63
CLOTHING	(200.00)	-	-	0%	(200.00)	(200.00)	-	(140.21)	70%	140.21
ACL/OVERTIME	(5,000.00)	-	-	0%	(5,000.00)	(5,000.00)	-	-	0%	-
PART-TIME WAGES	(7,000.00)	(2,245.86)	(8,605.04)	123%	1,605.04	(5,000.00)	-	-	0%	(8,605.04)
FULL TIME WAGES	(408,000.00)	(31,229.19)	(358,419.60)	88%	(49,580.40)	(395,000.00)	(32,419.95)	(383,533.17)	97%	25,113.57
TOTAL RECREATION - MISC. & ADMIN	(463,500.00)	(34,554.18)	(402,138.19)	87%	(61,361.81)	(445,500.00)	(34,421.63)	(425,719.57)	96%	23,581.38
TOTAL PROGRAM SUMMARY	1,033,621.00	117,939.63	1,271,592.43	123%	(237,971.43)	936,847.00	149,569.33	1,142,267.26	122%	129,325.17

**CHICO AREA RECREATION AND PARK DISTRICT
FINANCIAL STATEMENTS - TABLE OF CONTENTS
MAY 2019**

BALANCE SHEET	2
GENERAL FUND - FUND 2490	
EXECUTIVE SUMMARY	7
SUMMARY OF PROGRAM REVENUE	8
SALARIES AND BENEFITS SUMMARY	9
SERVICES AND SUPPLY EXPENSE SUMMARY	10
SUMMARY OF REVENUES AND EXPENDITURES - NATURE CENTER	11
PARK FUND - FUND 2480	
EXECUTIVE SUMMARY	12
OAK WAY - FUND 2495	
EXECUTIVE SUMMARY	13
PETERSON PARK - FUND 2497	
EXECUTIVE SUMMARY	14
BARONI PARK - FUND 2498	
EXECUTIVE SUMMARY	15

NOTE: This completes 11 month of the fiscal year and represents 92% of the year.

**CHICO AREA RECREATION AND PARK DISTRICT
BALANCE SHEET
MAY 2019**

	MAY 2019	MAY 2018
ASSETS		
CASH		
CASH ON DEPOSIT WITH COUNTY (GENERAL FUND)	5,969,489.50	5,495,924.89
CASH ON DEPOSIT WITH COUNTY (COMMUNITY BAND)	926.02	1,641.01
CASH ON DEPOSIT WITH COUNTY (PARK FUND)	197,858.45	105,151.16
CASH ON DEPOSIT WITH COUNTY (OAK WAY)	40,770.79	81,933.96
CASH ON DEPOSIT WITH COUNTY (PETERSON PARK)	66,764.79	73,124.98
CASH ON DEPOSIT WITH COUNTY (BARONI PARK)	145,741.62	133,660.42
CASH ON DEPOSIT WITH COUNTY (ROTARY)	16,534.52	16,534.52
CASH ON DEPOSIT WITH ROTARY FOUNDATION	500.96	500.96
CASH - GOLDEN VALLEY BANK	680,014.54	572,877.34
PETTY CASH	800.00	600.00
BANK SUSPENSE	29,161.31	39,237.10
SUBTOTAL	7,148,562.50	6,521,186.34
FMV ADJUSTMENT (GENERAL FUND)	-	-
FMV ADJUSTMENT (PARK FUND)	-	-
FMV ADJUSTMENT (OAK WAY)	-	-
FMV ADJUSTMENT (PETERSON PARK)	-	-
FMV ADJUSTMENT (BARONI PARK)	-	-
FMV ADJUSTMENT (ROTARY FUND)	-	-
SUBTOTAL	-	-
RECEIVABLES		
ACCOUNTS RECEIVABLE	1,442,842.29	1,035,660.33
A/R - ONLINE PAYMENT CLEARING	-	-
A/R - IN HOUSE CREDIT CARDS	13,525.00	16,325.00
INTEREST RECEIVABLE (GENERAL FUND)	(0.00)	-
INTEREST RECEIVABLE (PARK FUND)	-	(0.00)
INTEREST RECEIVABLE (OAK WAY)	-	-
INTEREST RECEIVABLE (PETERSON PARK)	-	-
INTEREST RECEIVABLE (BARONI PARK)	-	-
RECEIVABLES	1,456,367.29	1,051,985.33
DUE FROM OTHER FUNDS		
DUE TO GENERAL FUND FROM OTHER FUNDS	175,001.64	160,616.06
DUE TO GENERAL FUND FROM PARK FUND	-	-
DUE TO GENERAL FUND FROM OAK WAY FUND	-	-
DUE TO GENERAL FUND FROM PETERSON PARK FUND	-	-
DUE TO GENERAL FUND FROM BARONI PARK FUND	-	-
DUE FROM OTHER FUNDS	175,001.64	160,616.06
TOTAL CURRENT ASSETS	8,779,931.43	7,733,787.73
PREPAID PENSION CONTRIBUTION	214,215.62	244,817.85
PREPAID EXPENSES	1,360.00	-
FIXED ASSETS		
LAND	11,634,790.52	11,634,790.52

**CHICO AREA RECREATION AND PARK DISTRICT
BALANCE SHEET
MAY 2019**

	MAY 2019	MAY 2018
LAND IMPROVEMENTS	25,373,368.01	24,769,004.40
LEASEHOLD IMPROVEMENTS	1,098,162.52	1,098,162.52
EQUIPMENT	873,376.85	848,968.25
EQUIPMENT - COMPUTERS	276,499.35	276,499.35
EQUIPMENT - AUTOS	369,002.10	371,592.10
CONSTRUCTION IN PROGRESS	16,132.60	54,646.86
SUBTOTAL	39,641,331.95	39,053,664.00
ACCUMULATED DEPRECIATION	(13,154,773.84)	(12,290,441.83)
SUBTOTAL	26,486,558.11	26,763,222.17
TOTAL ASSETS	35,482,065.16	34,741,827.75
TOTAL DEFERRED OUTFLOWS OF RESOURCES - GASB 68	1,070,448.00	789,365.00

**CHICO AREA RECREATION AND PARK DISTRICT
BALANCE SHEET
MAY 2019**

	MAY 2019	MAY 2018
LIABILITIES		
ACCOUNTS PAYABLE	116,451.60	81,062.01
ACCRUED EXPENSES		
ACCRUED PAYROLL	136,515.57	5,248.64
PAYROLL FEDERAL TAXES	10,368.49	-
PAYROLL STATE TAXES	2,247.36	-
PAYROLL EMPLOYEE MEDI & FICA	13,154.18	-
PAYROLL EMPLOYER MEDI & FICA LIAB	13,154.18	(1,429.65)
PAYROLL SDI	1,713.97	1,403.61
LONG TERM CARE PAY DEDUCTIONS	-	-
PAYROLL GARNISHMENTS	388.50	(202.08)
UNION DUES - SUPERVISORS	511.91	-
UNION DUES - PARKS	287.35	-
CALPERS 2% AT 62	2,960.86	-
457 EMPLOYEE CONTRIBUTIONS	5,252.00	5,398.00
EMPLOYEE MEDICAL WITHHOLDINGS	1,043.83	(1,530.84)
VOUCHERS PAYABLE ACCRUAL	-	-
ACCRUED INTEREST EXPENSE (GENERAL FUND)	-	4,082.24
ACCRUED INTEREST EXPENSE (PARK FUND)	-	-
ACCRUED EXPENSES	187,598.20	12,969.92
DUE TO OTHER FUNDS		
DUE TO GENERAL FUND FROM PARK FUND	-	-
DUE TO GENERAL FUND FROM OAK WAY FUND	65,640.48	60,135.97
DUE TO GENERAL FUND FROM PETERSON PARK FUND	51,158.03	47,781.47
DUE TO GENERAL FUND FROM BARONI PARK FUND	58,203.13	52,698.62
SUBTOTAL	175,001.64	160,616.06
OTHER LIABILITIES		
BANK CHARGE CLEARING ACCOUNT	(72,582.66)	(160.71)
DEFERRED REVENUE	2,063,305.30	1,620,295.78
OTHER LIAB - CLASS CLEARING ACCT	(370.30)	(120.30)
UNEARNED REVENUE	4,903.39	3,753.39
PREPAID FACILITY TRANSFER	-	7,219.30
SECURITY DEPOSITS	13,800.00	12,400.00
SECURITY HOLDING ACCT - CLASS	-	-
SUBTOTAL	2,009,055.73	1,643,387.46
TOTAL CURRENT LIABILITIES	2,488,107.17	1,898,035.45
LONG-TERM DEBT		
NOTE PAYBLE - DEGARMO	-	-
NOTE PAYABLE - SOLAR	-	0.51
NOTE PAYABLE - LAKESIDE PAVILLION	-	520.42
NET PENSION LIABILITY	2,838,733.00	2,378,682.00
LIABILITY FOR COMPENSATED ABSENCES	176,892.25	148,022.39
SUBTOTAL	3,015,625.25	2,527,225.32
TOTAL LIABILITIES	5,503,732.42	4,425,260.77

CHICO AREA RECREATION AND PARK DISTRICT
BALANCE SHEET
MAY 2019

	MAY 2019	MAY 2018
TOTAL DEFERRED INFLOWS OF RESOURCES - GASB 68	136,997.00	121,178.00

CHICO AREA RECREATION AND PARK DISTRICT
BALANCE SHEET
MAY 2019

	MAY 2019	MAY 2018
FUND BALANCE		
SPENDABLE - COMMITTED		
SPENDABLE - COMMITTED - PETTY CASH	1,500.00	1,500.00
SPENDABLE - COMMITTED - GENERAL RESERVE	1,200,000.00	1,200,000.00
SUBTOTAL	1,201,500.00	1,201,500.00
SPENDABLE - ASSIGNED		
SPENDABLE - ASSIGNED - CAPITAL OUTLAY	50,000.00	50,000.00
SPENDABLE - ASSIGNED - LONG TERM DEBT	-	-
SPENDABLE - ASSIGNED - ELECTION COSTS	45,000.00	45,000.00
SPENDABLE - ASSIGNED - PENSION LIABILITY	-	1,700,000.00
SPENDABLE - ASSIGNED - FUNDED DEPRECIATION	340,500.00	340,500.00
SUBTOTAL	435,500.00	2,135,500.00
SPENDABLE - UNASSIGNED	2,176,584.42	99,174.68
NON-SPENDABLE	26,219,719.05	26,220,444.05
TOTAL FUND BALANCE - GENERAL FUND	30,033,303.47	29,656,618.73
FUND BALANCE - PARK FUND	118,834.67	38,006.87
FUND BALANCE - OAK WAY	1,404.90	4,943.25
FUND BALANCE - PETERSON PARK	1,012.75	7,718.07
FUND BALANCE - BARONI PARK	63,352.73	58,746.32
NET INCOME (LOSS)		
GENERAL FUND	649,403.75	1,137,705.97
PARK FUND	81,398.78	71,894.29
OAK WAY	(41,168.39)	1,608.65
PETERSON PARK	(5,898.60)	(2,180.46)
BARONI PARK	10,139.68	10,263.60
TOTAL NET INCOME (LOSS)	693,875.22	1,219,292.05
TOTAL FUND BALANCE	30,911,783.74	30,985,325.29

FOOTNOTES:

CHICO AREA RECREATION AND PARK DISTRICT
EXECUTIVE SUMMARY - GENERAL FUND - FUND 2490
MAY 2019

	2018-2019 BUDGET	2018-2019 YTD	2018-2019 % BUDGET	2017-2018 BUDGET	2017-2018 YTD	2017-2018 % BUDGET	DIFF. BY YEAR
REVENUE							
FEE BASED PROGRAM INCOME	3,479,080	3,167,613.61	91.0%	3,393,656	2,987,743.56	88.0%	179,870.05
OTHER INCOME	499,329	451,800.38	90.5%	463,920	517,180.50	111.5%	(65,380.12)
RDA PASSTHROUGH	1,090,000	1,282,268.83	117.6%	1,064,000	1,178,202.66	110.7%	104,066.17
INVESTMENT INCOME	40,000	73,844.53	184.6%	40,000	26,027.02	65.1%	47,817.51
TAX INCOME / COUNTY	3,046,000	3,312,497.75	108.7%	2,896,000	3,190,148.44	110.2%	122,349.31
TOTAL REVENUE	8,154,409	8,288,025.10	101.6%	7,857,576	7,899,302.18	100.5%	388,722.92
OPERATING EXPENDITURES							
SALARIES AND BENEFITS	5,723,093	5,746,115.54	100.4%	5,389,670	4,615,400.28	85.6%	1,130,715.26
SERVICES AND SUPPLIES	2,071,268	1,764,404.37	85.2%	1,824,744	1,545,687.84	84.7%	218,716.53
CONTRIB. TO OTHER AGENCIES	15,000	14,193.51	94.6%	15,000	12,733.72	84.9%	1,459.79
CONTINGENCIES	25,000	-	0.0%	25,000	-	0.0%	-
NOTES PAYABLE / LEASE PYMTS	1,005	1,000.00	99.5%	93,253	11,697.05	12.5%	(10,697.05)
TOTAL OPERATING EXPENDITURES	7,835,366	7,525,713.42	96.0%	7,347,667	6,185,518.89	84.2%	1,340,194.53
NET REVENUE BEFORE SPEC. EXP.	319,043	762,311.68	238.9%	509,909	1,713,783.29	336.1%	(951,471.61)
SPECIALLY ALLOCATED ITEMS							
CAPITAL / REPAIR PROJECTS	812,500	178,620.65	22.0%	975,000	588,295.42	60.3%	(409,674.77)
CAPITAL PROJECT REIMBURSEMENT	-	-	0.0%	-	-	0.0%	-
NET CAPITAL PROJECTS	812,500	178,620.65	22.0%	975,000	588,295.42	60.3%	(409,674.77)
DEPRECIATION	-	-	0.0%	-	-	0.0%	-
FAIR MARKET VALUE ADJUSTMENT	-	(65,712.72)	0.0%	-	(12,218.10)	0.0%	(53,494.62)
TOTAL SPECIALLY ALLOCATED	812,500	112,907.93	13.9%	975,000	576,077.32	59.1%	(53,494.62)
TOTAL REVENUE OVER (UNDER) EXPENDITURES	(493,457)	649,403.75		(465,091)	1,137,705.97		(488,302.22)

* \$728,247.00 was sent to CalPERS to pay-off CARD's June 30, 2016 Asset Gain/Loss Base.
This has caused Salaries and Benefits to have higher expenses in FY 2018/2019 than we have previously had.

CHICO AREA RECREATION AND PARK DISTRICT
REVENUE SUMMARY - GENERAL FUND - FUND 2490
MAY 2019

	2018-2019 BUDGET	2018-2019 YTD	2018-2019 % BUDGET	2017-2018 BUDGET	2017-2018 YTD	2017-2018 % BUDGET	DIFF. BY YEAR
FEE BASED PROGRAM INCOME							
AFTER SCHOOL & CAMP PROGRAMS							
AFTERSCHOOL	1,825,800	1,888,405.71	103.4%	1,591,186	1,713,873.09	107.7%	174,532.62
CAMPS	335,870	242,415.93	72.2%	298,240	200,600.34	67.3%	41,815.59
SUBTOTAL	2,161,670	2,130,821.64	98.6%	1,889,426	1,914,473.43	101.3%	216,348.21
AQUATICS	166,010	90,479.40	54.5%	155,950	132,717.61	85.1%	(42,238.21)
CLASSES							
GENERAL CLASSES	75,000	90,441.94	120.6%	70,000	65,375.84	93.4%	25,066.10
COMMUNITY BAND	1,500	1,550.69	103.4%	1,650	1,747.67	105.9%	(196.98)
SENIOR ADULT CLASSES	44,000	42,884.43	97.5%	43,000	44,693.25	103.9%	(1,808.82)
YOUTH CLASSES	86,400	101,205.61	117.1%	107,500	74,078.24	68.9%	27,127.37
SUBTOTAL	206,900	236,082.67	114.1%	222,150	185,895.00	83.7%	50,187.67
ADULT SPORTS							
VOLLEYBALL & DODGEBALL	51,500	39,431.63	76.6%	49,500	39,032.82	78.9%	398.81
BASKETBALL	35,500	23,409.53	65.9%	34,000	28,982.87	85.2%	(5,573.34)
SOFTBALL	209,200	129,551.08	61.9%	215,300	157,187.55	73.0%	(27,636.47)
SOFTBALL TOURNEYS	-	-	0.0%	6,800	-	0.0%	-
SOCCER	50,000	52,248.65	104.5%	45,000	48,452.77	107.7%	3,795.88
	346,200	244,640.89	70.7%	350,600	273,656.01	78.1%	(29,015.12)
NATURE CENTER							
PROGRAM FEE INCOME	314,200	218,435.44	69.5%	248,580	239,645.01	96.4%	(21,209.57)
GRANT FUNDING	-	-	0.0%	239,080	-	0.0%	-
SUBTOTAL	314,200	218,435.44	69.5%	487,660	239,645.01	49.1%	(21,209.57)
OTHER PROGRAMS							
SCHOLARSHIPS	(17,000)	(24,692.17)	145.2%	(17,000)	(20,649.89)	121.5%	(4,042.28)
CO-SPONSORED & MISCELLANEOUS	17,000	12,954.58	76.2%	17,000	12,713.71	74.8%	240.87
SPECIAL EVENTS	9,250	6,633.65	71.7%	7,250	6,639.90	91.6%	(6.25)
SENIOR ADULT PROGRAMS	62,550	42,570.77	68.1%	65,520	47,738.69	72.9%	(5,167.92)
YOUTH SPORTS	212,300	209,686.74	98.8%	215,100	194,914.09	90.6%	14,772.65
SUBTOTAL	284,100	247,153.57	87.0%	287,870	241,356.50	83.8%	5,797.07
TOTAL FEE BASED PROGRAMS	3,479,080	3,167,613.61	91.0%	3,393,656	2,987,743.56	88.0%	179,870.05
OTHER INCOME							
FACILITY RENTAL INCOME	375,000	348,041.48	92.8%	340,091	353,057.63	103.8%	(5,016.15)
REBATES & REIMBURSED COSTS	35,000	52,396.30	149.7%	35,000	20,739.56	59.3%	31,656.74
REIMBURSEMENTS - CITY PARKS	63,829	33,622.05	52.7%	63,829	32,817.74	51.4%	804.31
MISCELLANEOUS	10,000	10,299.30	103.0%	10,000	14,635.20	146.4%	(4,335.90)
ENDOWMENTS	-	-	0.0%	-	-	0.0%	-
DONATIONS	15,500	7,441.25	48.0%	15,000	95,930.37	639.5%	(88,489.12)
TOTAL OTHER INCOME	499,329	451,800.38	90.5%	463,920	517,180.50	111.5%	(65,380.12)
REVENUE FROM OTHER AGENCIES							
RDA PASSTHROUGH	1,090,000	1,282,268.83	117.6%	1,064,000	1,178,202.66	110.7%	104,066.17
INVESTMENT INCOME	40,000	73,844.53	184.6%	40,000	26,027.02	65.1%	47,817.51
TAX INCOME / COUNTY	3,046,000	3,312,497.75	108.7%	2,896,000	3,190,148.44	110.2%	122,349.31
TOTAL REVENUE FROM OTHER AGENCIES	4,176,000	4,668,611.11	111.8%	4,000,000	4,394,378.12	109.9%	274,232.99
TOTAL REVENUE	8,154,409	8,288,025.10	101.6%	7,857,576	7,899,302.18	100.5%	388,722.92

**CHICO AREA RECREATION AND PARK DISTRICT
SALARIES AND BENEFITS SUMMARY - GENERAL FUND - FUND 2490
MAY 2019**

	2018-2019 BUDGET	2018-2019 YTD	2018-2019 % BUDGET	2017-2018 BUDGET	2017-2018 YTD	2017-2018 % BUDGET	DIFF. BY YEAR
SALARIES							
FULL-TIME SALARIES	2,153,000	2,039,704.37	94.7%	2,036,000	1,782,152.76	87.5%	257,551.61
PART-TIME SALARIES	2,331,193	1,870,317.68	80.2%	2,061,629	1,735,952.35	84.2%	137,994.69
ACCUMULATED LEAVE	13,800	-	0.0%	13,800	-	0.0%	-
INSTRUCTORS	102,100	109,432.47	107.2%	95,241	107,617.79	113.0%	(1,814.68)
SUBTOTAL	4,600,093	4,019,454.52	87.4%	4,206,670	3,625,722.90	86.2%	393,731.62
BENEFITS							
FICA	359,000	300,422.78	83.7%	322,500	270,888.92	84.0%	29,533.86
RETIREMENT	369,000	1,084,144.22	293.8%	375,000	310,066.86	82.7%	774,077.36
RETIREMENT - GASB 68	-	-	0.0%	-	-	0.0%	-
HEALTH INSURANCE	376,000	328,853.47	87.5%	370,000	301,243.21	81.4%	27,610.26
COBRA	-	-	0.0%	-	-	0.0%	-
UNEMPLOYMENT INSURANCE	35,000	18,549.73	53.0%	37,500	20,391.97	54.4%	(1,842.24)
WORKERS COMP INSURANCE	149,000	146,432.96	98.3%	218,000	221,066.42	101.4%	(74,633.46)
ALLOCATION TO OTHER FUNDS	(165,000)	(151,742.14)	92.0%	(140,000)	(133,980.00)	95.7%	(17,762.14)
SUBTOTAL	1,123,000	1,726,661.02	153.8%	1,183,000	989,677.38	83.7%	736,983.64
TOTAL SALARIES AND BENEFITS	5,723,093	5,746,115.54	100.4%	5,389,670	4,615,400.28	85.6%	#####

* \$728,247.00 was sent to CalPERS to pay-off CARD's June 30, 2016 Asset Gain/Loss Base.
This has caused higher expenses for Retirement in FY 2018/2019 than we have previously had.

CHICO AREA RECREATION AND PARK DISTRICT
 SERVICES AND SUPPLIES SUMMARY - GENERAL FUND - FUND 2490
 MAY 2019

	2018-2019 BUDGET	2018-2019 YTD	2018-2019 % BUDGET	2017-2018 BUDGET	2017-2018 YTD	2017-2018 % BUDGET	DIFF. BY YEAR
SERVICES AND SUPPLIES							
ADVERTISING	40,500	18,286.49	45.2%	12,500	5,297.33	42.4%	12,989.16
AGRICULTURE	31,200	20,853.27	66.8%	32,854	19,984.11	60.8%	869.16
CLOTHING	26,400	23,631.27	89.5%	22,000	21,471.81	97.6%	2,159.46
COMMUNICATIONS	51,775	48,078.12	92.9%	50,609	48,081.33	95.0%	(3.21)
HOUSEHOLD SUPPLIES	40,400	36,780.36	91.0%	38,300	34,041.22	88.9%	2,739.14
WORK SERVICE SUPPLIES	2,050	1,469.41	71.7%	-	-	0.0%	1,469.41
INSURANCE	77,000	77,460.62	100.6%	75,000	70,372.32	93.8%	7,088.30
EQUIPMENT REPAIRS	18,000	17,612.74	97.8%	18,000	14,243.68	79.1%	3,369.06
HOUSEHOLD EQUIPMENT	-	-	0.0%	-	-	0.0%	-
FIELD EQUIPMENT	1,750	655.63	37.5%	1,750	2,231.91	127.5%	(1,576.28)
PROGRAM EQUIPMENT	-	484.13	0.0%	750	193.46	25.8%	290.67
VEHICLE MAINTENANCE	12,500	11,753.53	94.0%	12,500	7,789.46	62.3%	3,964.07
POOL SUPPLIES	12,000	13,495.62	112.5%	12,000	8,729.77	72.7%	4,765.85
POOL EQUIPMENT	4,000	2,271.77	56.8%	4,000	1,840.17	46.0%	431.60
STRUCTURE & GROUNDS	87,700	69,191.90	78.9%	74,350	73,907.31	99.4%	(4,715.41)
SHOP SUPPLIES	5,100	5,112.23	100.2%	5,000	4,425.24	88.5%	686.99
VANDALISM	4,100	3,478.49	84.8%	5,800	2,267.89	39.1%	1,210.60
MEDICAL FIRST AID	3,200	2,736.98	85.5%	2,800	2,823.33	100.8%	(86.35)
MEMBERSHIP/PERIODICALS	18,500	17,942.75	97.0%	16,400	16,577.25	101.1%	1,365.50
OFFICE SUPPLIES	26,150	21,612.66	82.6%	26,575	20,362.56	76.6%	1,250.10
CONTRACT SERVICES	860,788	784,203.78	91.1%	745,985	596,003.09	79.9%	188,200.69
PUBS/LEGAL NOTICES	24,000	16,054.05	66.9%	21,000	19,028.05	90.6%	(2,974.00)
RENT/LEASE EQUIPMENT	5,400	2,190.03	40.6%	2,750	1,811.51	65.9%	378.52
RENT/LEASE STRUCTURES	3,200	2,400.00	75.0%	3,200	2,400.00	75.0%	-
SMALL TOOLS	3,500	1,671.38	47.8%	3,000	1,484.36	49.5%	187.02
EDUCATION & TRAINING	4,000	443.42	11.1%	5,000	1,291.36	25.8%	(847.94)
* DISTRICT OFFICE SPECIAL EXP	9,000	9,655.31	107.3%	9,000	7,338.07	81.5%	2,317.24
PROGRAM SUPPLIES	224,740	158,454.60	70.5%	204,046	166,908.81	81.8%	(8,454.21)
DISTRICT OFFICE MEETING EXP	5,000	1,928.69	38.6%	6,500	1,310.90	20.2%	617.79
MILEAGE	37,300	29,243.46	78.4%	31,500	32,508.20	103.2%	(3,264.74)
PROGRAM TRANSPORTATION	3,140	735.65	23.4%	3,100	1,255.70	40.5%	(520.05)
DIST OFFICE BOARD MTG EXP	10,000	8,176.11	81.8%	10,000	7,496.82	75.0%	679.29
USE TAX	1,500	1,752.40	116.8%	1,200	1,408.67	117.4%	343.73
CONFERENCES	23,000	15,466.92	67.2%	23,100	15,617.18	67.6%	(150.26)
SUBTOTAL	1,676,893	1,425,283.77	85.0%	1,480,569	1,210,502.87	81.8%	214,780.90
UTILITIES							
WATER	76,625	61,565.41	80.3%	68,675	60,218.41	87.7%	1,347.00
ELECTRICITY	261,400	222,723.57	85.2%	223,350	225,082.96	100.8%	(2,359.39)
GAS	50,450	50,327.21	99.8%	44,550	44,830.43	100.6%	5,496.78
SEWER	5,900	4,504.41	76.3%	7,600	5,053.17	66.5%	(548.76)
SUBTOTAL	394,375	339,120.60	86.0%	344,175	335,184.97	97.4%	3,935.63
TOTAL SERVICE & SUPPLY	2,071,268	1,764,404.37	85.2%	1,824,744	1,545,687.84	84.7%	218,716.53

* Camp Fire Expenses are coded in District Office Special Expense. This will cause us to go over budget in this area in the current Fiscal Year.
 Without the Camp Fire Expenses, we would be at \$4,832.87, or 53.7% of Budget.

**CHICO AREA RECREATION AND PARK DISTRICT
SUMMARY OF REVENUES AND EXPENDITURES - NATURE CENTER
MAY 2019**

	2018-2019 BUDGET	2018-2019 YTD	2018-2019 % BUDGET	2017-2018 BUDGET	2017-2018 YTD	2017-2018 % BUDGET	DIFF. BY YEAR
INCOME							
GENERAL PROGRAM INCOME	-	-	0.0%	7,000	6,892.00	98.5%	(6,892.00)
GENERAL ADMISSION	3,500	2,898.00	82.8%	2,500	3,408.00	136.3%	(510.00)
HOME SCHOOL	3,200	3,105.00	97.0%	10,830	13,050.00	120.5%	(9,945.00)
FIELD TRIPS	25,000	13,370.00	53.5%	21,000	19,103.00	91.0%	(5,733.00)
CAMPS	200,000	144,472.28	72.2%	158,650	131,967.40	83.2%	12,504.88
PRESCHOOL	50,000	42,186.66	84.4%	17,100	33,549.91	196.2%	8,636.75
TEACHER WORKSHOPS	1,500	1,587.00	105.8%	2,500	4,840.00	193.6%	(3,253.00)
SPECIAL EVENTS	20,000	2,316.50	11.6%	21,000	18,876.25	89.9%	(16,559.75)
MEMBERSHIPS	2,000	735.00	36.8%	2,000	1,373.45	68.7%	(638.45)
FACILITY RENTALS	2,000	1,890.00	94.5%	2,500	255.00	10.2%	1,635.00
PARTY RENTALS	9,000	7,765.00	86.3%	6,000	6,585.00	109.8%	1,180.00
CAL NAT	8,650	-	0.0%	-	-	0.0%	-
GRANTS	-	-	0.0%	-	-	0.0%	-
ENDOWMENT	-	-	0.0%	-	-	0.0%	-
FUNDRAISING (DONATIONS)	14,500	6,900.00	47.6%	14,000	15,343.18	109.6%	(8,443.18)
TOTAL INCOME	339,350	227,225.44	67.0%	265,080	255,243.19	96.3%	(28,017.75)
OPERATING EXPENDITURES							
SALARIES AND BENEFITS	272,100	192,557.10	70.8%	214,376	166,136.45	77.5%	26,420.65
SERVICES AND SUPPLIES							
ADVERTISING	500	498.00	99.6%	500	500.00	100.0%	(2.00)
COMMUNICATIONS	2,600	2,485.02	95.6%	1,800	2,436.27	135.3%	48.75
HOUSEHOLD SUPPLIES	2,500	2,100.01	84.0%	2,500	2,217.32	88.7%	(117.31)
INSURANCE	1,000	-	0.0%	1,200	-	0.0%	-
STRUCTURES & GROUNDS	4,500	1,847.76	41.1%	4,500	3,523.69	78.3%	(1,675.93)
OFFICE SUPPLIES	3,100	3,314.15	106.9%	3,275	3,302.74	100.8%	11.41
CLOTHING	7,000	4,576.51	65.4%	-	-	0.0%	-
CONTRACT SERVICES	5,500	2,631.75	47.9%	1,500	5,304.39	353.6%	(2,672.64)
RENT/LEASE STRUCTURES	3,200	2,400.00	75.0%	3,200	2,400.00	75.0%	-
PROGRAM SUPPLIES	28,000	22,275.27	79.6%	19,575	30,917.57	157.9%	(8,642.30)
MILEAGE	300	172.39	57.5%	500	136.38	27.3%	36.01
CONFERENCES	500	271.86	54.4%	600	528.91	88.2%	(257.05)
ELECTRIC	7,200	7,525.06	104.5%	7,500	6,285.53	83.8%	1,239.53
GAS	2,600	2,424.25	93.2%	1,900	2,469.42	130.0%	(45.17)
SUBTOTAL	68,500	52,522.03	76.7%	48,550	60,022.22	123.6%	(12,076.70)
EQUIPMENT/SOFTWARE	500	489	97.7%	500	571	114.3%	(82.69)
TOTAL OPERATING EXPENDITURES	341,100	245,567.75	72.0%	263,426	226,729.98	86.1%	14,261.26
TOTAL INCOME OVER (UNDER) EXPENDITURES	(1,750)	(18,342.31)		1,654	28,513.21		(42,279.01)

* Revenue should increase once Endowment payment is received and June summer camp revenue has been recognized.

CHICO AREA RECREATION AND PARK DISTRICT
EXECUTIVE SUMMARY OF REVENUES AND EXPENDITURES - PARK FUND - FUND 2480
MAY 2019

	2018-2019 BUDGET	2018-2019 YTD	2018-2019 % BUDGET	2017-2018 BUDGET	2017-2018 YTD	2017-2018 % BUDGET	DIFF. BY YEAR
INCOME							
PARK IMPACT FEES	85,000	78,375.00	92.2%	59,375	78,375.00	132.0%	-
INTEREST INCOME	325	1,784.64	549.1%	325	(6,535.66)	-2011.0%	8,320.30
FAIR MARKET VALUE ADJUSTMENT	-	1,239.14	0.0%	-	54.95	0.0%	1,184.19
TOTAL INCOME	85,325	81,398.78	95.4%	59,700	71,894.29	120.4%	9,504.49
NOTES PAYABLE / LEASE PYMTS	-	-	0.0%	80,935	-	0.0%	-
TOTAL INCOME OVER (UNDER) EXPENDITURES	85,325	81,398.78		(21,235)	71,894.29		9,504.49

CHICO AREA RECREATION AND PARK DISTRICT
EXECUTIVE SUMMARY OF REVENUES AND EXPENDITURES - OAK WAY - FUND 2495
MAY 2019

	2018-2019 BUDGET	2018-2019 YTD	2018-2019 % BUDGET	2017-2018 BUDGET	2017-2018 YTD	2017-2018 % BUDGET	DIFF. BY YEAR
INCOME							
ASSESSMENTS	21,892	21,476.00	98.1%	60,966	59,423.30	97.5%	(37,947.30)
INTEREST	-	311.99	0.0%	-	148.62	0.0%	163.37
FAIR MARKET VALUE ADJUSTMENT	-	210.26	0.0%	-	51.15	0.0%	159.11
TOTAL INCOME	21,892	21,998.25	100.5%	60,966	59,623.07	97.8%	(37,624.82)
OPERATING EXPENDITURES							
SALARIES AND BENEFITS	52,661	48,272.84	91.7%	46,656	42,768.33	91.7%	5,504.51
SERVICES AND SUPPLIES							
AGRICULTURE	1,800	773.66	43.0%	1,842	718.58	39.0%	55.08
HOUSEHOLD SUPPLIES	2,500	1,459.88	58.4%	1,200	2,296.84	191.4%	(836.96)
STRUCTURES & GROUNDS	4,500	2,338.27	52.0%	4,556	3,133.98	68.8%	(795.71)
VANDALISM	100	-	0.0%	100	-	0.0%	-
EQUIPMENT RENTS	-	115.25	0.0%	350	-	0.0%	115.25
CONTRACT SERVICES	6,000	6,717.33	112.0%	4,680	5,925.73	126.6%	791.60
WATER	1,500	1,258.69	83.9%	1,500	1,259.77	84.0%	(1.08)
ELECTRIC	3,300	2,230.72	67.6%	3,300	1,911.19	57.9%	319.53
SUBTOTAL	19,700	14,893.80	75.6%	17,528	15,246.09	87.0%	(352.29)
TOTAL OPERATING EXPENDITURES	72,361	63,166.64	87.3%	64,184	58,014.42	90.4%	5,152.22
TOTAL INCOME OVER (UNDER) EXPENDITURES	(50,469)	(41,168.39)		(3,218)	1,608.65		(42,777.04)

CHICO AREA RECREATION AND PARK DISTRICT
EXECUTIVE SUMMARY OF REVENUES AND EXPENDITURES - PETERSON PARK - FUND 2497
MAY 2019

	2018-2019 BUDGET	2018-2019 YTD	2018-2019 % BUDGET	2017-2018 BUDGET	2017-2018 YTD	2017-2018 % BUDGET	DIFF. BY YEAR
INCOME							
ASSESSMENTS	42,560	41,467.90	97.4%	42,560	41,572.60	97.7%	(104.70)
INTEREST	275	447.82	162.8%	275	202.26	73.5%	245.56
FAIR MARKET VALUE ADJUSTMENT	-	276.52	0.0%	-	72.25	0.0%	204.27
TOTAL INCOME	42,835	42,192.24	98.5%	42,835	41,847.11	97.7%	345.13
OPERATING EXPENDITURES							
SALARIES AND BENEFITS	30,107	27,598.23	91.7%	26,424	24,221.67	91.7%	3,376.56
SERVICES AND SUPPLIES							
AGRICULTURE	1,850	859.43	46.5%	2,165	895.02	41.3%	(35.59)
HOUSEHOLD SUPPLIES	-	-	0.0%	-	-	0.0%	-
STRUCTURES & GROUNDS	2,500	2,479.21	99.2%	2,500	1,014.00	40.6%	1,465.21
VANDALISM	100	228.30	228.3%	100	-	0.0%	228.30
EQUIPMENT RENTS	-	-	0.0%	-	-	0.0%	-
SMALL TOOLS	-	-	0.0%	-	-	0.0%	-
CONTRACT SERVICES	4,000	3,867.03	96.7%	2,500	3,798.45	151.9%	68.58
WATER	16,000	12,911.75	80.7%	14,000	13,953.18	99.7%	(1,041.43)
ELECTRIC	300	146.89	49.0%	300	145.25	48.4%	1.64
SUBTOTAL	24,750	20,492.61	82.8%	21,565	19,805.90	91.8%	686.71
OPERATING EXPENDITURES	54,857	48,090.84	87.7%	47,989	44,027.57	91.7%	4,063.27
TOTAL INCOME OVER (UNDER) EXPENDITURES	(12,022)	(5,898.60)		(5,154)	(2,180.46)		(3,718.14)

CHICO AREA RECREATION AND PARK DISTRICT
EXECUTIVE SUMMARY OF REVENUES AND EXPENDITURES - BARONI PARK - FUND 2498
MAY 2019

	2018-2019 BUDGET	2018-2019 YTD	2018-2019 % BUDGET	2017-2018 BUDGET	2017-2018 YTD	2017-2018 % BUDGET	DIFF. BY YEAR
INCOME							
ASSESSMENTS	71,719	70,421.69	98.2%	65,039	64,389.12	99.0%	6,032.57
INTEREST	300	1,208.81	402.9%	300	436.56	145.5%	772.25
FAIR MARKET VALUE ADJUSTMENT	-	828.10	0.0%	-	158.13	0.0%	669.97
TOTAL INCOME	72,019	72,458.60	100.6%	65,339	64,983.81	99.5%	7,474.79
OPERATING EXPENDITURES							
SALARIES AND BENEFITS	52,661	48,272.84	91.7%	46,656	42,768.33	91.7%	5,504.51
SERVICES AND SUPPLIES							
AGRICULTURE	1,083	449.38	41.5%	1,083	484.76	44.8%	(35.38)
HOUSEHOLD SUPPLIES	-	-	0.0%	-	-	0.0%	-
STRUCTURES & GROUNDS	1,000	2,080.63	208.1%	1,000	680.98	68.1%	1,399.65
VANDALISM	100	-	0.0%	550	-	0.0%	-
EQUIPMENT RENTS	-	-	0.0%	-	-	0.0%	-
CONTRACT SERVICES	4,000	3,867.03	96.7%	2,500	3,798.46	151.9%	68.57
WATER	8,050	7,649.04	95.0%	8,050	6,987.68	86.8%	661.36
ELECTRIC	200	-	0.0%	200	-	0.0%	-
SUBTOTAL	14,433	14,046.08	97.3%	13,383	11,951.88	89.3%	2,094.20
TOTAL OPERATING EXPENDITURES	67,094	62,318.92	92.9%	60,039	54,720.21	91.1%	7,598.71
TOTAL INCOME OVER (UNDER) EXPENDITURES	4,925	10,139.68		5,300	10,263.60		(123.92)

CHICO AREA RECREATION AND PARK DISTRICT (CARD)
545 Vallombrosa Ave. Chico, CA 95926 895-4711

Accounts Payable Check Register

May 2019

Salary & Benefits	46.90
Service & Supply	100,619.73
Contributions to other Agency	-
Principal Repayment	-
Interest Expense	-
Fixed Assets	9,874.67
TOTAL	110,541.30

Check #'s 072500-072555

Approved by the Board of Directors

June 20, 2019

Michael Worley
Board Chair

Ann Willmann
General Manager

CHICO AREA RECREATION AND PARK DISTRICT
 545 Vallombrosa Ave. Chico, CA 95926 (530) 895-4711
 June 11, 2019

 **EMAILED**
 6/12/19 JB

CHECK REGISTER FUND 2490 FY 18/19

<u>Date</u>	<u>Ck. Num.</u>	<u>Payee</u>	<u>Amount</u>	<u>Account</u>
06/11/2019	072500	GEMALTO COGENT, INC.	\$ 46.90	510000
06/11/2019	072501	A&J PARTY CENTER	\$ 208.49	520000
06/11/2019	072502	ADVANCED ELECTRIC & SOUND	\$ 660.00	520000
06/11/2019	072503	AIRGAS USA, LLC	\$ 166.02	520000
06/11/2019	072504	AMANDA JEAN	\$ 38.43	520000
06/11/2019	072505	ARMED GUARD PRIVATE SECURITY INC	\$ 14,407.50	520000
06/11/2019	072506	AT&T	\$ 931.92	520000
06/11/2019	072507	BIDWELL WRESTLING ACADEMY	\$ 1,700.00	520000
06/11/2019	072508	C&M AUTOMOTIVE	\$ 298.50	520000
06/11/2019	072509	CHICO AREA RECREATION & PARK DISTRICT	\$ 21,588.17	520000
06/11/2019	072510	CHICO AREA RECREATION & PARK DISTRICT	\$ 21,425.26	520000
06/11/2019	072511	CHICO CREEK DANCE CENTRE	\$ 481.60	520000
06/11/2019	072512	CHICO POWER EQUIPMENT INC	\$ 1,451.36	520000
06/11/2019	072513	CHICO PRINCESS PARTIES, LLC	\$ 459.00	520000
06/11/2019	072514	CHICO ROTARY CLUB	\$ 395.00	520000
06/11/2019	072515	CHICO SPORTS CLUB	\$ 87.50	520000
06/11/2019	072516	COLLIER HARDWARE	\$ 211.13	520000
06/11/2019	072517	COMMERCIAL TIRE WAREHOUSE	\$ 262.48	520000
06/11/2019	072518	EAGLE SECURITY SYSTEMS	\$ 70.00	520000
06/11/2019	072519	EWING IRRIGATION PRODUCTS, INC.	\$ 220.75	520000
06/11/2019	072520	FERGUSON ENTERPRISES, INC #686	\$ 152.24	520000
06/11/2019	072521	HOLIDAY POOLS & SPAS	\$ 598.29	520000
06/11/2019	072522	HOME DEPOT CREDIT SERVICES	\$ 91.38	520000
06/11/2019	072523	HUNTERS SERVICES, INC.	\$ 371.00	520000
06/11/2019	072524	INDUSTRIAL POWER PRODUCTS	\$ 575.77	520000
06/11/2019	072525	J.C. NELSON SUPPLY CO	\$ 11,964.73	520000/560000
06/11/2019	072526	JOHNNY ON THE SPOT PORTABLE TOILETS	\$ 549.35	520000
06/11/2019	072527	LASH'S GLASS	\$ 111.54	520000
06/11/2019	072528	LIMEY TEES	\$ 937.56	520000
06/11/2019	072529	LINCOLN AQUATICS	\$ 2,239.83	520000
06/11/2019	072530	LOCKSMITHING ENTERPRISES	\$ 305.66	520000
06/11/2019	072531	LOWE'S	\$ 400.76	520000
06/11/2019	072532	MARGARET BRUNELLE	\$ 66.50	520000
06/11/2019	072533	MEEKS BUILDING CENTER	\$ 168.08	520000
06/11/2019	072534	MISSION LINEN & UNIFORM	\$ 214.21	520000
06/11/2019	072535	MISSION LINEN & UNIFORM	\$ 2,413.34	520000
06/11/2019	072536	NORMAC INC.	\$ 467.50	520000
06/11/2019	072537	NORTH STATE DOG TRAINING	\$ 798.00	520000
06/11/2019	072538	NORTH VALLEY TREE SERVICE, INC.	\$ 5,500.00	560000
06/11/2019	072539	NORTHGATE PETROLEUM COMPANY	\$ 865.16	520000
06/11/2019	072540	O'REILLY AUTOMOTIVE STORES, INC.	\$ 153.95	520000
06/11/2019	072541	OFFICE DEPOT	\$ 1,155.12	520000
06/11/2019	072542	PLATT ELECTRIC SUPPLY, INC.	\$ 221.45	520000
06/11/2019	072543	PLAY-WELL TEKNOLOGIES	\$ 880.00	520000
06/11/2019	072544	RAY MORGAN COMPANY	\$ 2,013.00	520000
06/11/2019	072545	RECOLOGY BUTTE COLUSA COUNTIES	\$ 3,528.29	520000
06/11/2019	072546	SAVE MART SUPERMARKET	\$ 93.11	520000
06/11/2019	072547	SHERWIN-WILLIAMS CO.	\$ 532.49	520000
06/11/2019	072548	THATCHER COMPANY	\$ 3,901.23	520000
06/11/2019	072549	THRIFTY ROOTER	\$ 300.09	520000


CHICO AREA RECREATION AND PARK DISTRICT
545 Vallombrosa Ave. Chico, CA 95926 (530) 895-4711
June 11, 2019

CHECK REGISTER **FUND 2490 FY 18/19**

<u>Date</u>	<u>Ck. Num.</u>	<u>Payee</u>	<u>Amount</u>	<u>Account</u>
06/11/2019	072550	TURF STAR INC.	\$ 347.87	520000
06/11/2019	072551	VALLEY TRUCK & TRACTOR CO.	\$ 1,160.37	520000
06/11/2019	072552	VALLEY-WIDE FASTENERS	\$ 14.56	520000
06/11/2019	072553	WAL-MART COMMUNITY	\$ 167.55	520000
06/11/2019	072554	WASTE MANAGEMENT	\$ 421.31	520000
06/11/2019	072555	WORK TRAINING CENTER	\$ 1,750.00	520000

Total of Register

\$ 110,541.30



Arth Willmann
General Manager

OR

Salary & Benefits	\$ 46.90	Acct 510000
Service & Supply	\$ 100,619.73	Acct 520000
Cont. to Other Agencies	\$ -	Acct 557000
Principal Repayment	\$ -	Acct 552000
Interest Expense	\$ -	Acct 553000
Fixed Asset	\$ 9,874.67	Acct 560000
Total	<u><u>\$ 110,541.30</u></u>	

Parks & Recreation Director

Prepared by JB

CHICO AREA RECREATION AND PARK DISTRICT (CARD)
545 Vallombrosa Ave. Chico, CA 95926 895-4711

Manual Accounts Payable Check Register

May 2019

Salary & Benefits	42,674.56
Salary & Benefits-ACH Payroll Tax Transfer	85,117.73
Salary & Benefits-ACH CalPERS	44,486.30
Service & Supply	84,937.59
Fixed Assets	-
Contingency to other Agency	-
Principal Repayment	-
Interest Expense	-
TOTAL	257,216.18

Check #'s 072359-072364
 072438-072490

Approved by the Board of Directors

June 20, 2019

Michael Worley
Board Chair

Ann Willmann
General Manager

Agenda Item 11

CHICO AREA RECREATION AND PARK DISTRICT
 545 Vallombrosa Ave. Chico, CA 95926 (530) 895-4711
 May 6, 2019

 EMAILED
 5/7/19 JB

CHECK REGISTER FUND 2490 FY 18/19

<u>Date</u>	<u>Ck. Num.</u>	<u>Payee</u>	<u>Amount</u>	<u>Account</u>
05/06/2019	072359	CHICO U LOCK IT	\$ 870.00	520000
05/06/2019	072360	CLIFFORD MOSS LLC	\$ 6,000.00	520000
05/06/2019	072361	GRAPHIC FOX, INK	\$ 139.52	520000
05/06/2019	072362	KATI CRANE	\$ 41.00	520000
05/06/2019	072363	MIRO VUJIC	\$ 210.00	520000
05/06/2019	072364	WASTE MANAGEMENT	\$ 360.01	520000

Total of Register

\$ 7,620.53



Ann Willmann
 General Manager

OR

Salary & Benefits	\$ -	Acct 510000
Service & Supply	\$ 7,620.53	Acct 520000
Cont. to Other Agencies	\$ -	Acct 557000
Principal Repayment	\$ -	Acct 552000
Interest Expense	\$ -	Acct 553000
Fixed Asset	\$ -	Acct 560000
Total	\$ 7,620.53	

Terry A. Zeller
 Parks & Recreation Director

OR

Michelle Niven
 Human Resources Manager

Prepared by JB

CHICO AREA RECREATION AND PARK DISTRICT
 545 Vallombrosa Ave. Chico, CA 95926 (530) 895-4711
 May 9, 2019

 EMAILED
 5/9/19 JB

CHECK REGISTER FUND 2490 FY 18/19

<u>Date</u>	<u>Ck. Num.</u>	<u>Payee</u>	<u>Amount</u>	<u>Account</u>
05/09/2019	072438	BANNER BANK	\$ 2,039.59	510000
05/09/2019	072439	DEPT. OF JUSTICE	\$ 896.00	510000
05/09/2019	072440	DOMINIC GUGLIELMO	\$ 108.47	510000
05/09/2019	072441	TARA TUOHY	\$ 52.07	510000
05/09/2019	072442	CARTER LAW OFFICES	\$ 1,822.50	520000
05/09/2019	072443	DE SOTO SALES, INC.	\$ 553.41	520000
05/09/2019	072444	THATCHER COMPANY	\$ 3,187.48	520000

Total of Register

\$ 8,659.52

Ann Willmann
 General Manager

OR

Salary & Benefits	\$ 3,096.13	Acct 510000
Service & Supply	\$ 5,563.39	Acct 520000
Cont. to Other Agencies	\$ -	Acct 557000
Principal Repayment	\$ -	Acct 552000
Interest Expense	\$ -	Acct 553000
Fixed Asset	\$ -	Acct 560000
Total	\$ 8,659.52	


Terry A. Zeller
 Parks & Recreation Director

OR


 Michelle Niven
 Human Resources Manager

Prepared by JB

CHICO AREA RECREATION AND PARK DISTRICT
 545 Vallombrosa Ave. Chico, CA 95926 (530) 895-4711
 May 15, 2019

 EMAILED
 5/15/19 JB

CHECK REGISTER FUND 2490 FY 18/19

<u>Date</u>	<u>Ck. Num.</u>	<u>Payee</u>	<u>Amount</u>	<u>Account</u>
05/15/2019	072445	BUTTE COUNTY SHERIFF'S OFFICE	\$ 50.00	510000
05/15/2019	072446	CA STATE DISBURSEMENT UNIT	\$ 114.69	510000
05/15/2019	072447	CA STATE DISBURSEMENT UNIT	\$ 23.07	510000
05/15/2019	072448	COURT-ORDERED DEBT COLLECTIONS	\$ 42.58	510000
05/15/2019	072449	IUOE LOCAL 39	\$ 450.34	510000
05/15/2019	072450	AARP DRIVERS SAFETY PROGRAM	\$ 120.00	520000
05/15/2019	072451	AIRGAS USA, LLC	\$ 160.05	520000
05/15/2019	072452	ALAN EADY	\$ 360.00	520000
05/15/2019	072453	BUS-MAN'S HOLIDAY TOURS	\$ 1,275.00	520000
05/15/2019	072454	CHARLIE ROBINSON	\$ 280.00	520000
05/15/2019	072455	CHICO UNIFIED SCHOOL DISTRICT	\$ 1,899.95	520000
05/15/2019	072456	CITY OF CHICO	\$ 286.00	520000
05/15/2019	072457	COMCAST	\$ 1,422.00	520000
05/15/2019	072458	EWING IRRIGATION PRODUCTS, INC.	\$ 144.57	520000
05/15/2019	072459	GOLDEN EMPIRE COUNCIL	\$ 350.00	520000
05/15/2019	072460	HEATHER CHILDS	\$ 398.50	520000
05/15/2019	072461	KATI CRANE	\$ 12.00	520000
05/15/2019	072462	TRITES BACKFLOW SERVICES INC	\$ 560.00	520000

Total of Register

\$ 7,948.75



Ann Willmann
 General Manager

OR

Salary & Benefits	\$ 680.68	Acct 510000
Service & Supply	\$ 7,268.07	Acct 520000
Cont. to Other Agencies	\$ -	Acct 557000
Principal Repayment	\$ -	Acct 552000
Interest Expense	\$ -	Acct 553000
Fixed Asset	\$ -	Acct 560000
Total	<u>\$ 7,948.75</u>	

Parks & Recreation Director

OR

Michelle Niven
 Human Resources Manager

Prepared by JB

CHICO AREA RECREATION AND PARK DISTRICT
 545 Vallombrosa Ave. Chico, CA 95926 (530) 895-4711
 May 23, 2019



EMAILED
 5/23/19 JB

CHECK REGISTER FUND 2490 FY 18/19

<u>Date</u>	<u>Ck. Num.</u>	<u>Payee</u>	<u>Amount</u>	<u>Account</u>
05/23/2019	072463	BANNER BANK	\$ 2,039.59	510000
05/23/2019	072464	BLUE SHIELD OF CALIFORNIA	\$ 21,649.63	510000
05/23/2019	072465	EMPLOYMENT DEVELOPMENT DEPT	\$ 9,987.74	510000
05/23/2019	072466	ENLOE MEDICAL CENTER	\$ 532.00	510000
05/23/2019	072467	HUMANA INSURANCE CO	\$ 3,108.47	510000
05/23/2019	072468	MEDICAL EYE SERVICES	\$ 447.45	510000
05/23/2019	072469	SEIU LOCAL 1021	\$ 572.77	510000
05/23/2019	072470	ARMED GUARD PRIVATE SECURITY INC	\$ 7,599.00	520000
05/23/2019	072471	KRONOS SAASHR, INC	\$ 4,844.63	520000
05/23/2019	072472	NORCAL TURF TECH AND REELS	\$ 1,001.96	520000
05/23/2019	072473	ROOTS CATERING	\$ 965.25	520000
05/23/2019	072474	STREAMLINE	\$ 300.00	520000
05/23/2019	072475	VALLEY-WIDE FASTENERS	\$ 13.51	520000

Total of Register

\$ 53,062.00

Ann Willmann
 General Manager

OR

Salary & Benefits	\$ 38,337.65	Acct 510000
Service & Supply	\$ 14,724.35	Acct 520000
Cont. to Other Agencies	\$ -	Acct 557000
Principal Repayment	\$ -	Acct 552000
Interest Expense	\$ -	Acct 553000
Fixed Asset	\$ -	Acct 560000
Total	\$ 53,062.00	

Parks & Recreation Director

OR

Michelle Niven
 Human Resources Manager

Prepared by JB

CHICO AREA RECREATION AND PARK DISTRICT
 545 Vallombrosa Ave. Chico, CA 95926 (530) 895-4711
 May 30, 2019

 **EMAILED**
 5/30/19 SB

CHECK REGISTER FUND 2490 FY 18/19

<u>Date</u>	<u>Ck. Num.</u>	<u>Payee</u>	<u>Amount</u>	<u>Account</u>
05/30/2019	072476	AFLAC	\$ 495.10	510000
05/30/2019	072477	CALIFORNIA STATE UNIVERSITY, CHICO	\$ 40.00	510000
05/30/2019	072478	MIKA POPOVIC	\$ 25.00	510000
05/30/2019	072479	BUS-MAN'S HOLIDAY TOURS	\$ 400.00	520000
05/30/2019	072480	CATHY'S SEWING MACHINE & VACUUM	\$ 334.60	520000
05/30/2019	072481	CHEMSEARCH	\$ 262.39	520000
05/30/2019	072482	COMCAST	\$ 443.67	520000
05/30/2019	072483	DRAGON GRAPHICS	\$ 3,791.54	520000
05/30/2019	072484	JASON ALEXANDER MILLER	\$ 6,025.00	520000
05/30/2019	072485	MIRO VUJIC	\$ 210.00	520000
05/30/2019	072486	PACIFIC GAS AND ELECTRIC	\$ 27,963.90	520000
05/30/2019	072487	ZEE MEDICAL COMPANY	\$ 163.32	520000

Total of Register

\$ 40,154.52


 Amy Willmann
 General Manager

OR

Salary & Benefits	\$ 560.10	Acct 510000
Service & Supply	\$ 39,594.42	Acct 520000
Cont. to Other Agencies	\$ -	Acct 557000
Principal Repayment	\$ -	Acct 552000
Interest Expense	\$ -	Acct 553000
Fixed Asset	\$ -	Acct 560000
Total	\$ 40,154.52	

Parks & Recreation Director

OR

Michelle Niven
 Human Resources Manager

Prepared by JB

CHICO AREA RECREATION AND PARK DISTRICT
 545 Vallombrosa Ave. Chico, CA 95926 (530) 895-4711
 May 31, 2019

 **EMAILED**
 JB 5/31/19

CHECK REGISTER FUND 2490 FY 18/19

<u>Date</u>	<u>Ck. Num.</u>	<u>Payee</u>	<u>Amount</u>	<u>Account</u>
05/31/2019	072488	CALIFORNIA WATER SERVICE	\$ 7,803.54	520000
05/31/2019	072489	SEAN MIDDLEBROOK	\$ 230.58	520000
05/31/2019	072490	VERIZON WIRELESS	\$ 2,132.71	520000

Total of Register

\$ 10,166.83


 Ann Willmann
 General Manager

OR

Salary & Benefits	\$ -	Acct 510000
Service & Supply	\$ 10,166.83	Acct 520000
Cont. to Other Agencies	\$ -	Acct 557000
Principal Repayment	\$ -	Acct 552000
Interest Expense	\$ -	Acct 553000
Fixed Asset	\$ -	Acct 560000
Total	<u><u>\$ 10,166.83</u></u>	

Parks & Recreation Director

OR

Michelle Niven
 Human Resources Manager

Prepared by JB

CHICO AREA RECREATION AND PARK DISTRICT (CARD)
545 Vallombrosa Ave. Chico, CA 95926 895-4711

Payroll Check Register

May 2019

PPE	Pay Date	Checks	Amount
5/3/2019	5/10/2019	117707-117743	12,154.19
5/3/2019 ACH	4/12/2019	Direct Deposit	134,370.95
5/17/2019	5/13/2019	117744	318.75
5/16/2019	5/16/2019	117745-117746	227.99
5/16/2019	5/16/2019	Direct Deposit	365.02
5/17/2019 ACH	5/24/2019	Direct Deposit	130,516.22
4/19/2019	5/24/2019	117747-1177811	10,149.62
5/28/2019	5/28/2019	117705	1,298.68
Total			289,401.42

Approved by the Board of Directors

June 20, 2019

Michael Worley
Board Chair

Ann Willmann
General Manager

Agenda Item 11

CHICO AREA RECREATION AND PARK DISTRICT (CARD)
545 Vallombrosa Ave. Chico, CA 95926 895-4711

Refund Check Register

May 2019

Service & Supply-Refund Checks 7,345.31

TOTAL 7,345.31

Check #'s

028443-028453	3,216.00
028454-028461	VOID
028462-028468	2,129.31
028469-028472	2,000.00

Active Network Credit Card Refunds 18,382.00

Approved by the Board of Directors

June 20, 2019

Michael Worley
Board Chair

Ann Willmann
General Manager

Agenda Item 11

CHICO AREA RECREATION AND PARK DISTRICT (CARD)
545 Vallombrosa Ave. Chico, CA 95926 895-4711

Revenue

May 2019


Net Revenue

Rents	56,912.72
Reimbursements	15,912.26
Misc.	2,612.54
Fees	295,532.91
 Sub Total	 370,970.43
 Other Income	 -
Donations	52.25
 RDA Pass Through	 -
Sale of Surplus Assets	-
City of Chico Reimbursements	-
Baroni Park	-
Prop 12 Funding	-
Pro Rata Share	-
Grant Revenue	-
 Fund 2480 Trust Obligations	 2,375.00
 Fund 2486 Chico Rotary/CARD	 -
 TOTAL	 373,397.68

Approved by the Board of Directors

June 20, 2019

Michael Worley
Board Chair



Ann Willmann
General Manager

Agenda Item 11

CHICO AREA RECREATION AND PARK DISTRICT (CARD)
545 Vallombrosa Ave. Chico, CA 95926 895-4711

Previously submitted check #028473 dated June 11, 2019 in the amount of \$373,397.68

not updated

May 2019

FUND 2490

4530106	RDA Pass Through	-	-
4600001	Rent	56,912.72	
	Fees	295,532.91	352,445.63
4700001	Misc.	2,612.54	
	Rebates/Reimbursements	15,912.26	
	City of Chico Reimbursements	-	
	Baroni Park	-	
	Pro Rata Share	-	
	Other Income	-	
	Donations	52.25	
	Grant Revenue	-	18,577.05
	FUND 2490 total		371,022.68

FUND 2480

280	Trust Obligations	2,375.00	
-----	-------------------	----------	--

FUND 2483

4616250	Prop 12 Grant Fund	-	
---------	--------------------	---	--

FUND 2486

4700001	Chico Rotary/CARD	-	
---------	-------------------	---	--

Checks Total

373,397.68



 Ann Willmann
 General Manager

COUNTY OF BUTTE
AUDITORS CERTIFICATE AND TREASURER'S RECEIPT
OROVILLE, CA 95965

RECEIVED FROM: CARD
CONTACT #: (530) 895-4711

ATR NUMBER:	
DEPT. ID #	
DATE:	<u>6/11/2019</u>
BAG #:	

DESCRIPTION	RCVBLE NUMBER:	FUND/CHARGE CODE	ACCOUNT CODE	PROJECT CODE	AMOUNT
-------------	----------------	------------------	--------------	--------------	--------

CARD-Charges for Service (Rent, Concessions, Fees)		24900000	462005		\$ 352,445.63
---	--	----------	--------	--	---------------

CARD-Miscellaneous Revenue (Misc, Rebates, Other Income,		24900000	473000		\$ 18,577.05
---	--	----------	--------	--	--------------

CARD-Park Fees Trust Obligations		2480	280		\$ 2,375.00
-------------------------------------	--	------	-----	--	-------------

CARD-Rotary Foundation Trust Miscellaneous Revenue		24860000	473000		\$ -
---	--	----------	--------	--	------

[Signature]

CARD-General Manager

not updated

Check #:	028473
Check Date:	06/11/19
Amount:	\$ 373,397.68

TOTAL	\$ 373,397.68
--------------	----------------------

Special Notes:

APPROVED BY AUDITOR-CONTROLLER:	RECEIVED BY TREASURER:
------------------------------------	---------------------------

CHECK NO.	CHECK DATE	VENDOR NO.
28473	06/11/2019	124000



CHECK NO. 028473

GOLDEN VALLEY BANK
190 COHASSET RD. STE. 170
CHICO, CA 95926
90-4427/1211

Chico Area Recreation and Park District
545 VALLOMBROSA AVENUE CHICO, CALIFORNIA 95926 (530) 895-4711

Three hundred seventy-three thousand three hundred ninety-seven and 68/100

CHECK AMOUNT
\$ 373,397.68
REFUND CHECK

PAY TO THE ORDER OF BUTTE COUNTY TREASURER
25 COUNTY CENTER DR STE 120
OROVILLE CA 95965

VOID 6 MONTHS FROM DATE OF ISSUE

[Signature]
AUTHORIZED SIGNATURE